

Dual color medium intensity type A and B system

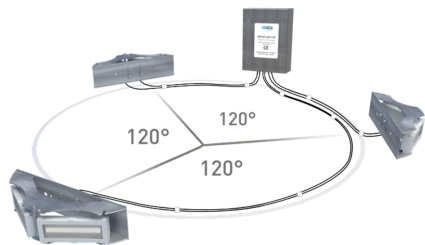
3 flashheads OFP-120-RW-15L with :

- ✦ 2 led projectors IP66
- ✦ Aluminium and glass envelope
- ✦ Vertical stainless support

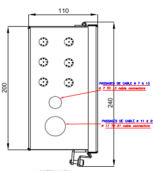
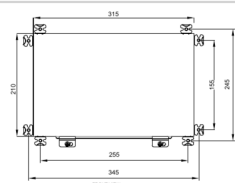
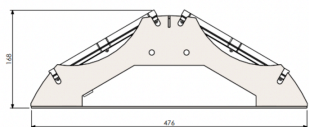
A power supply :

- ✦ Stainless enclosure with interlock switch and cable entry at the bottom
- ✦ Surge protection included
- ✦ Alarm relay in case of projector failure or power supply failure
- ✦ Test button with auto/day/night modes
- ✦ 8 led indicators for easy diagnostic
- ✦ Possibility to connect intermediate 48Vdc red lights operating at night only

Patents:



EP3230651, FR1462349, Pat. 10,247,386



Electrical Characteristics	
Main voltage	48VDC -10%/+15% (max current 7A)
Average wattage	55W (day time), 8W (night mode)
Mechanical Characteristics	
Wiring	For each projector, 15 meters of molded cable with connector For power supply, 1 plug per projector + entry of power & signal cable by glands nickel plated brass and connection by terminals
Operating temperature	-40/+55°C
Size of the light	120mm (height) x 480mm (width)
Size of the power supply	400mm (height) x 300mm (width) x 200mm (dept)
Weight	3,5kg per flash-head
Photometric Characteristics	
Effective light output day time at 0° on site	20 000cd (white)
Effective light output twilight mode at 0° on site	20 000cd (white)
Effective light output night mode at 0° on site	2000cd (red) with IR
Color day/twilight time	white
Color night time	Red
Vertical beam spread	>3°
Horizontal beam spread	360° with minimum 3 flashheads fixed at 120° around the obstacle
Flash per minute	40
Standards	
Standards compliance	ICAO annexe 14 chapter 6 (8th edition 07/2018), EASA (4th edition 2017)