

Medium Intensity

OBSTA MI

Extracts from annex 14 ICAO

6.3 3 Recommendation - Where the use of low-intensity obstacle lights, Type A or B, would be inadequate or an early special warning is required, then medium- or high-intensity obstacle lights should be used.

6.3 7 Recommendation - Medium-intensity obstacle lights, Type A, B or C, should be used, where the object is an extensive one or its height above the level of the surrounding ground is higher than 45 m. Medium intensity obstacle lights, Type A and C, should be used alone, whereas medium-intensity obstacle lights, Type B, should be used either alone or in combination with low-intensity obstacle lights, Type B.

Note - A group of trees or buildings is considered as an extensive object



Application

- Aviation warning system for obstacle such as
- broadcast transmitting towers,
 - microwave repeater towers,
 - windmills,
 - temporary obstruction lighting system on chimneys, cranes for day marking, hyperbolic towers and other structures using high intensity system as permanent obstruction marking.

Medium intensity type A is a white flashing light working day and night, or during the day only.

Medium intensity type B is a red flashing light working during the night only. It can be used with low intensity type B

Description

Medium intensity lighting system is a two-part assembly, which includes a flashhead and a control cabinet.

This design ensures :

- a flashhead containing right flash tubes more resistant than turning flash tube used in fresnel light,
- a control cabinet containing a modular design easy to maintain.

This lighting system also includes :

- protection against transient overvoltages,
- automatic day/night switching,
- fault monitoring with digital lamp visualization.

In option : fiber optic or GPS module for synchronization of the flashes and day/night switch in case of extensive obstacle.

Main Characteristics

OBSTA part number	Luminous intensity		Beam spread		Flashes per minute
	Day	Night	Vertical	Horizontal	
White Medium Intensity	> 20 000 Cd	> 2000 Cd	3°	360°	20 or 40
Red Medium Intensity	 > 20 000 Cd 	> 2000 Cd	3°	360°	20 or 40

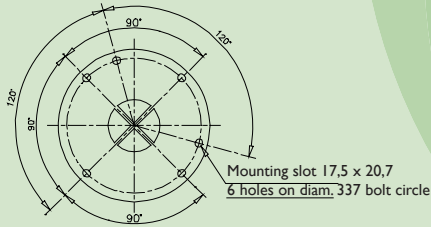
OBSTA part number	Main supply	Power consumption max at 40 flashes minutes	Peak VA
13618 (white)	230 V - 50 Hz	160 W	< 600 VA
13623 (white)	24VDC	130 W	< 600 VA
13620 (red)	230 V - 50 Hz	160 W	< 600 VA
13619 (red)	24VDC	130 W	< 600 VA
13617 (bi-color)	230 V - 50 Hz	160 W	< 600 VA
13628 (bi-color)	24VDC	130 W	< 600 VA

Complementary Characteristics

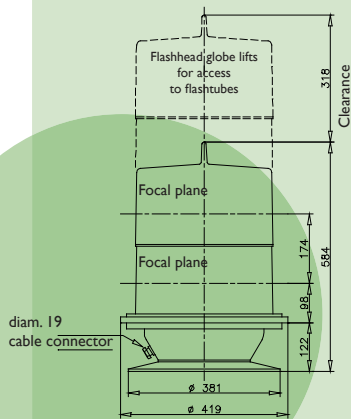
Weight and Overall dimensions (in mm)

Two-coloured Flashhead MI

Weight : 15,5 kg

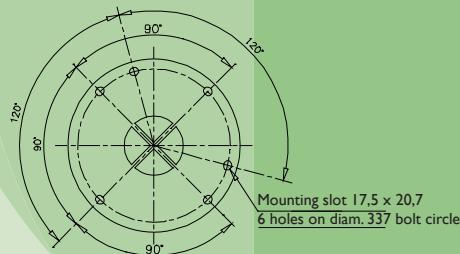


Bottom of flashhead for mounting with 3 or 4 fasteners

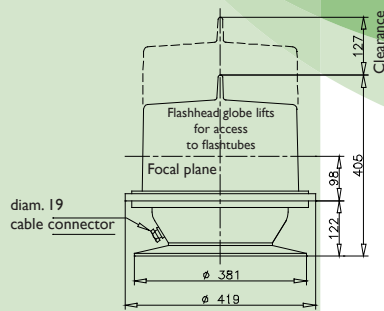


Self-coloured Flashhead MI

Weight : 10 kg

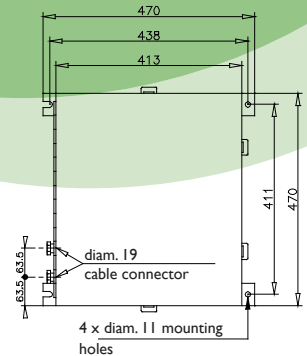
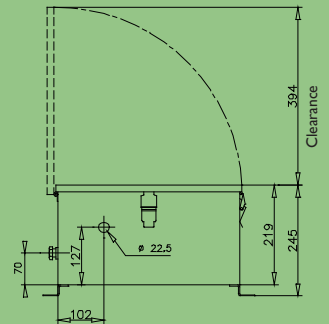


Bottom of flashhead for mounting with 3 or 4 fasteners



Control cabinet MI

Weight : 24 kg (AC), 18 kg (DC)



System elements

Obstruction lighting system Medium intensity	Medium intensity	
	Description	Code
Flashhead	White, red or bi-color	13618, 13623
Control cabinet	one per flashhead	13620, 13619,
Switch		13617, 13628
Connecting cable between flashhead and control cabinet	length < 200 m	13700
Spare flashtube assy	xenon type	13630

Other Characteristics

- quartz flashtube especially manufactured,
- «weathertight» stainless steel enclosures (in vertical position),
- «plug-in» modular construction with plated contact surfaces,
- coated printed circuits card protects solid state circuitry,
- flashhead and control cabinet separation distance up to 200m (to be specified on the order)
- safety interlock in both flashhead and control cabinet
- day/night automatic switching.

Options

- master/slave multiple beacon system, by cable or fiber optic,
- GPS module for synchronisation of the flashes and day/night switch,
- synchronisation with High intensity system L.S. 158.